

VEGAPULS 67

4 ... 20 mA/HART two-wire

Radar Sensor for Continuous Level Measurement of Bulk Solids



Application Area

VEGAPULS 67 is suitable for level measurement of bulk solids. The mechanical construction and the electronics are optimized for this application. The application possibilities can be found in the food processing industry, the plastic processing and steel production, and the building industry.

Advantages

- Non-contact measurement under high pressures and temperatures
- Simple mounting
- Wear and maintenance-free
- Unaffected by pressure, temperature, gas, and dust
- High accuracy

Function

Extremely short microwave impulses are emitted by the antenna system in the direction of the measured product, reflected by the product surface, and received back again by the antenna system. The time from emission to reception of the signals is proportional to the level. A special processing procedure ensures reliable and precise measurement.

Technical Data

Measuring Range	up to 15 m (49.21 ft)
Deviation	± 2 mm
Process Fitting	Flange from DN 80 or ANSI 2", Mounting Strap
Process Pressure	-1 ... 2 bar (-100 ... 200 kPa/-14.5 ... 29 psig)
Process Temperature	-40 ... +80 °C (-40 ... +176 °F)
Ambient, Storage and Transport Temperature	-40 ... 80 °C (-40 ... 176 °F)
Operating Voltage	9.6 to 36 VDC

Materials

The wetted parts of the instrument are made of PVDF or PP. The process seal is made of FPM.

Housing Versions

The housings are available as single chamber or double chamber version in plastic, stainless steel, or aluminum. They are available in protection ratings up to IP 68 (1 bar).

Electronics Versions

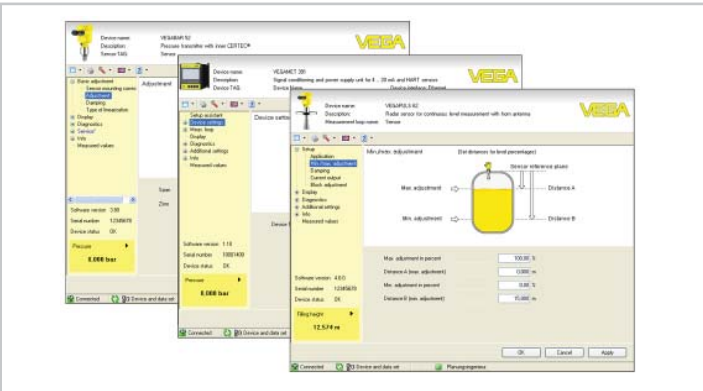
The instruments are available in different electronics versions. Apart from the two-wire electronics with 4 ... 20 mA/HART, a four-wire version and two purely digital versions with Profibus PA and Foundation Fieldbus are available.

Approvals

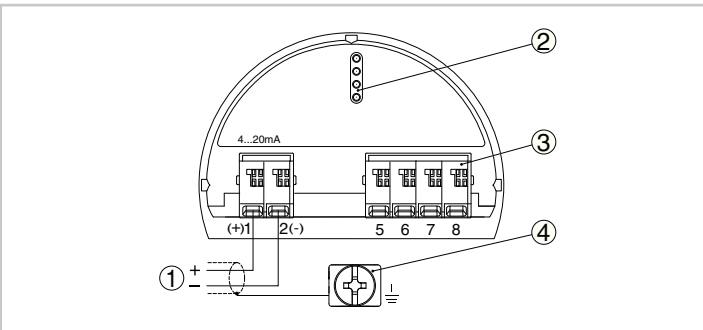
The instruments are suitable for use in hazardous areas and are approved according to FM, CSA, ATEX, and IEC. The instruments also have different ship approvals such as GL, LRS, or ABS.

Operation

The adjustment of the instrument is carried out via the optional indicating and adjustment module PLICSCOM or via a PC with the adjustment software PACTware and respective DTM. Further adjustment options are available via HART communicator as well as manufacturer-specific programs such as AMS™ or PDM.



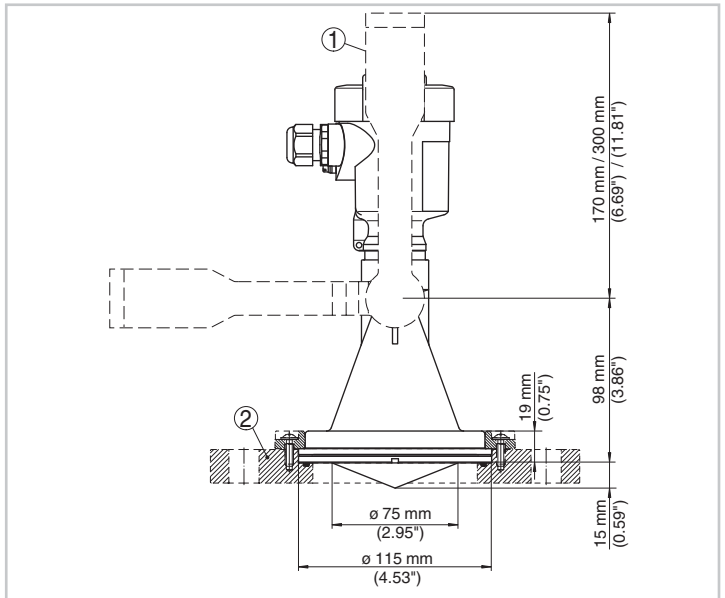
Electrical Connection



Electronics and onnection compartment, single chamber housing

- 1 Voltage Supply/Signal Output
- 2 For Indicating and Adjustment Module or Interface Adapter
- 3 For External Indicating and Adjustment Unit
- 4 Ground Terminal for Connection of the Cable Screen

Dimensions



Dimensions VEGAPULS 67

- 1 Mounting Strap
- 2 Adapter Flange

Information

You can find additional information about VEGA product offerings from our home page, www.vega-americas.com. Brochures, operating instructions, quick reference guides, specification sheets, and drawings are also available from the Downloads section of our homepage.

Device Selection

The Downloads section of our home page, www.vega-americas.com provides application data sheets so you can select the measuring principle or product for your particular application.

Contact

Please call 1-800-543-8668, Monday through Friday, 8:00 A.M.-5:00 P.M., EST (Eastern Standard Time) if you have any questions. For emergencies after hours, call the number above and follow the voice mail instructions.