

VEGAFLEX 61

4 ... 20 mA/HART two-wire

TDR Sensor for Continuous Level Measurement



Application Area

VEGAFLEX61 is a level sensor for continuous level measurement. It is suitable for liquids and light-weight solids in practically all industries. Typical applications are measurements of liquids in storage vessels or bypass tubes. The sensor can also be used in smaller bulk solid silos. All instruments are preset to the ordered probe length.

Advantages

Recognizable benefits of the VEGAFLEX 61 include:

- Easy setup without adjustment
- Independent of product characteristics
- Insensitive to dust, vapor, buildup, and condensation
- Wear and maintenance-free
- High accuracy

Function

High frequency microwave impulses are coupled onto a cable or rod and guided along the probe. The impulses are reflected by the product surface. The time from emission to reception of the signals is proportional to the level in the vessel.

Technical Data

Measuring Range

- Rod Version 0.3 m ... 4 m (0.984 ft. ... 13.12 ft.)
- Cable Version 1 m ... 32 m (3.281 ft. ... 105 ft.)

Measuring Accuracy

± 3 mm

Process Fitting

Thread from G $\frac{3}{4}$ A, flange from DN 25

Process Pressure

-1 ... 40 bar (-100 ... 4000 kPa /
-14.5 ... 580 psig)

Process Temperature

-40 °C ... +150 °C (-40 °F ... +302 °F)

Ambient, Storage, and Transport Temperature

-40 °C ... +80 °C (-40 °F ... +176 °F)

Supply Voltage

14 ... 36 V DC

Materials

The wetted parts of the instrument are made of stainless steel. The instrument seal is made either of FKM, FFKM, or EPDM.

Housing Versions

The housings are available as single chamber or double chamber version in plastic, stainless steel or aluminium.

They are available in protection classes up to IP 68 (1 bar).

Electronic Versions

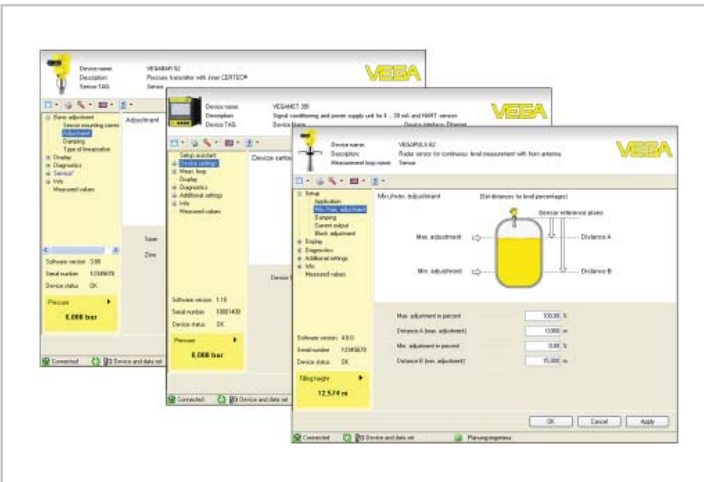
The instruments are available in different electronics versions. Apart from the two-wire electronics with 4... 20 mA/HART, a four-wire version and two purely digital versions with Profibus PA and Foundation Fieldbus are available.

Approvals

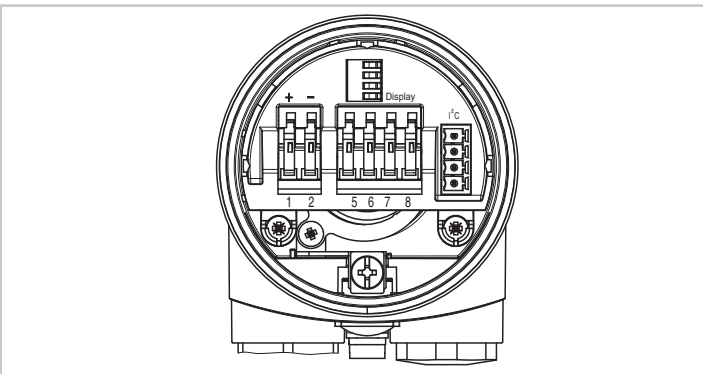
The instruments are suitable for use in hazardous areas and are approved according to ATEX, FM, CSA, and IEC. The instruments also have different ship approvals such as GL, LRS, or ABS.

Operation

The adjustment of the instrument is carried out using the optional indicating and adjustment module PLICSCOM or using a PC with the adjustment software PACTware and the sensor's respective DTM. Further adjustment options are available via HART communicator as well as manufacturer-specific programs such as AMS™ or PDM.

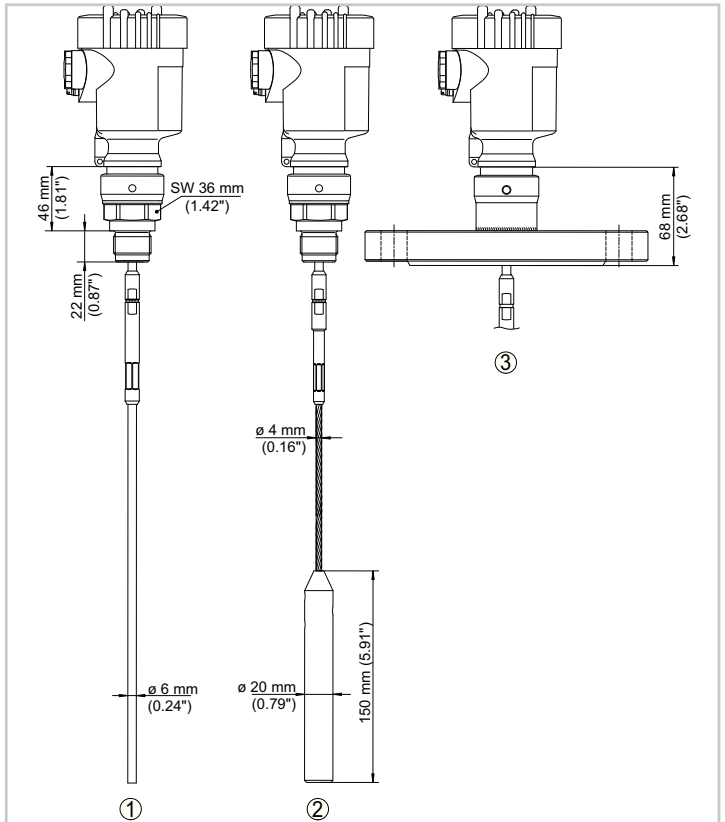


Electrical Connection



Electronics and onnection compartment, single chamber housing

Dimensions



VEGAFLEX 61

- 1 Rod Version
- 2 Cable Version
- 3 Flange Version

Information

You can find additional information about VEGA product offerings from our home page, www.vega-americas.com. Brochures, operating instructions, quick reference guides, specification sheets, and drawings are also available from the Downloads section of our homepage.

Device Selection

The Downloads section of our home page, www.vega-americas.com provides application data sheets so you can select the measuring principle or product for your particular application.

Contact

Please call 1-513-272-0131, Monday through Friday, 8:00 A.M.-5:00 P.M., EST (EasternStandardTime) if you have any questions. For emergencies after hours, call the number above and follow the voice mail instructions.

All items are subject to change without notice.